


Reading FollettShelf eBooks Online

1. From your school library catalogue:


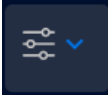

- In your school's library catalogue search for an eBook. Click the  button in the search results to open the title in your browser.

You may be prompted to login before the viewing window opens.

- You can use the district's generic username and password
OR
- You can login with your personal Surrey Schools account username and password.
- If the eBook is available, it will open in a new tab. Close the tab to return to the search/browse window.

*For password help, please talk to your school **Teacher Librarian**.*

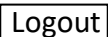
2. From Destiny Discover (browser and app):

- Browse the collection or search for a title using the  icon at the top right corner of the screen. Use the **Search Filter Options** menu  by the search bar to narrow your search.
- Click on a cover image/title to open the book information display, then click on  to open the book. Your Follett eBooks and audiobooks will open automatically in the e-reader within Destiny Discover.

3. From the Destiny Read app:

The **Destiny Read app** takes users directly to their checkouts bookshelf for Follett eBooks where users can read or download for offline use. eBooks **must** be checked-out in Destiny Discover first.

- Select your site and login with your personal Surrey Schools account username and password.
- Checkouts download automatically. Click on the image of the book cover to open and read.

Don't forget to  **when you are finished.**

lrs@surreyschools.ca
(604) 495-9400