



SULLIVAN HEIGHTS SECONDARY SCHOOL PLAN

Priorities for Student Learning

2010 – 2011

School Context:

Sullivan Heights opened 10 years ago in the fall 2000; strong academic and developing comprehensive elective program; growing ESL enrollment; small but growing aboriginal enrollment; the school incorporates a district theatre in the centre of the school; features a strong focus in academics and elective offerings. The school's French Immersion Program has fully transitioned to a new school. The school has a stable student population (1125) and is located in the geographic centre of Surrey comprising a wide range of socio-economic backgrounds.

Goal: #1

To enhance student achievement through the development of literacy skills in all subject areas

Rationale:

Teacher anecdotal evidence reveals a need to develop consistent assessment practices to establish baseline data for assessing improvement in reading and writing.

School assessment results indicate a need to address literacy skills; RAD 36 scores reveal weakness in reading comprehension; provincial exam results in English 12, Communications 12 and English Literature 12 reveal scores consistently above the school district and province. We will focus on extending literacy skills to all subject areas. Results indicate our area of focus should be reading comprehension. Teacher, parent and student feedback (classroom assessment, parent/teacher/student conferences, marks analysis and focus groups) reveals literacy skills appear to be improving as it has been a focus for 4 years across department disciplines. We are in year four of having a Developing Readers team.

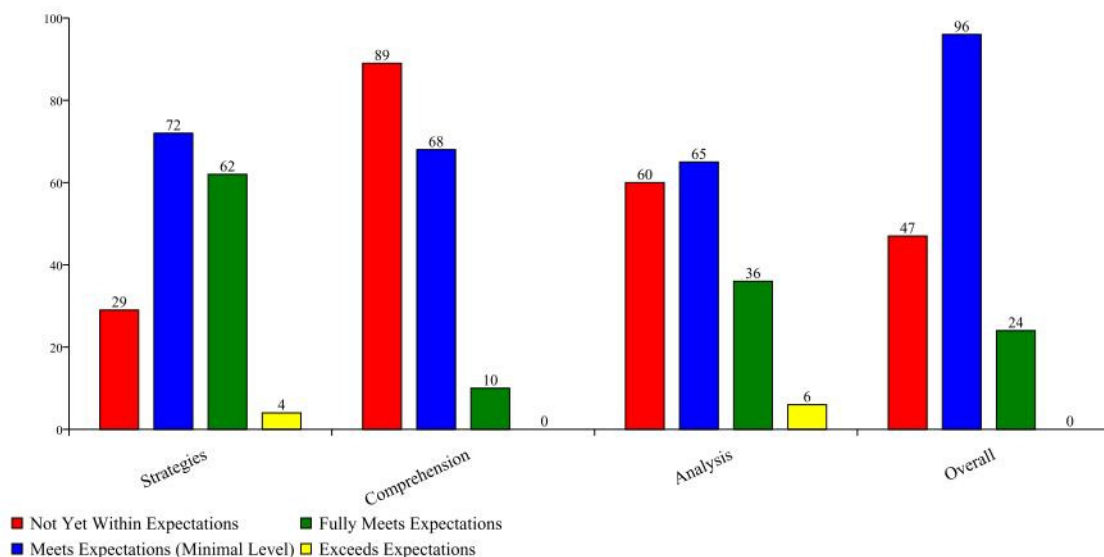
School Name: Sullivan Heights Secondary

RAD 36 Results
 (Reading Assessment and Diagnosis 36)
 September 2006 – all grade 8's participated

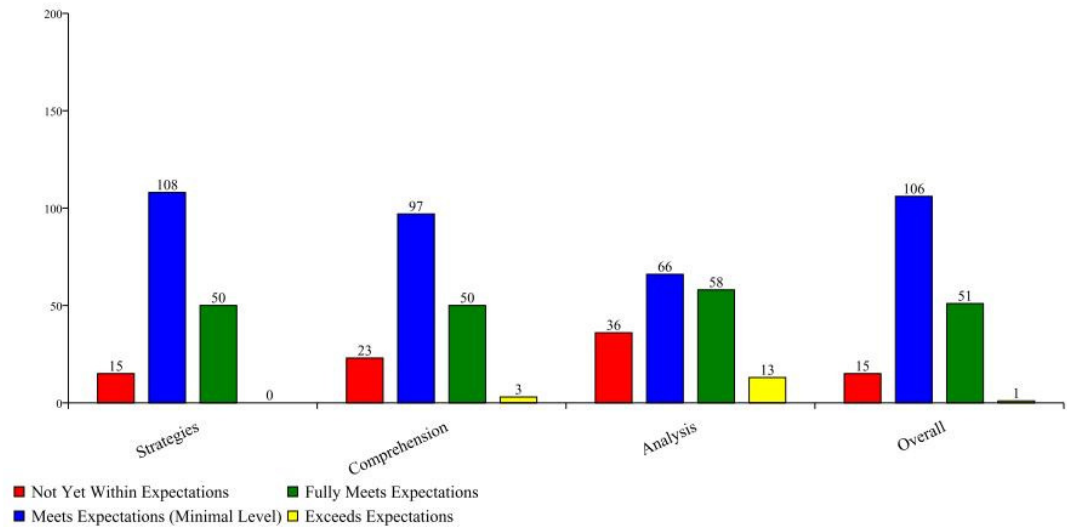
Strategies	Minimally meets expectations
Comprehension	Not yet meeting expectations
Analysis	Minimally meets expectations
Overall performance	Minimally meets expectation

Aspects	Not Yet Within Expectations			Meets Expectation (Minimal Level)			Fully Meets Expectations			Exceeds Expectations			Total Number of Students		
	2007	2008	2009	2007	2008	2009	2007	2008	2009	2007	2008	2009	2007	2008	2009
Overall	39 (22%)	31 (18.8%)	18 (8.5%)	119 (67%)	122 (74.7%)	154 (73%)	19 (11%)	12 (7%)	40 (19%)	0	0	0	177 (100%)	165	212

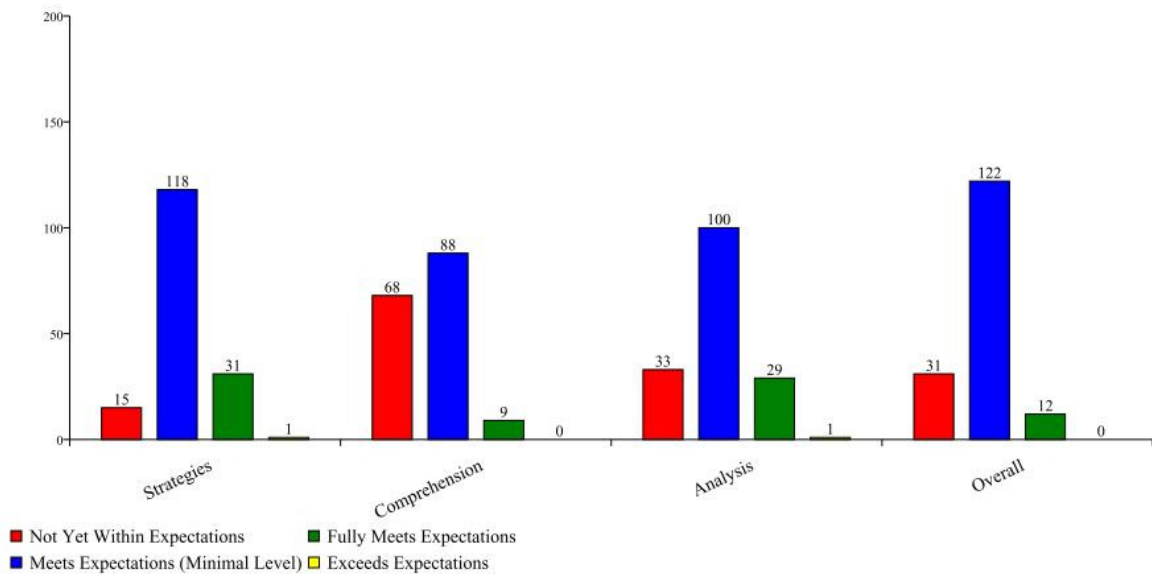
Sullivan Heights Secondary Grade 8 Reading Assessment (RAD) 2006



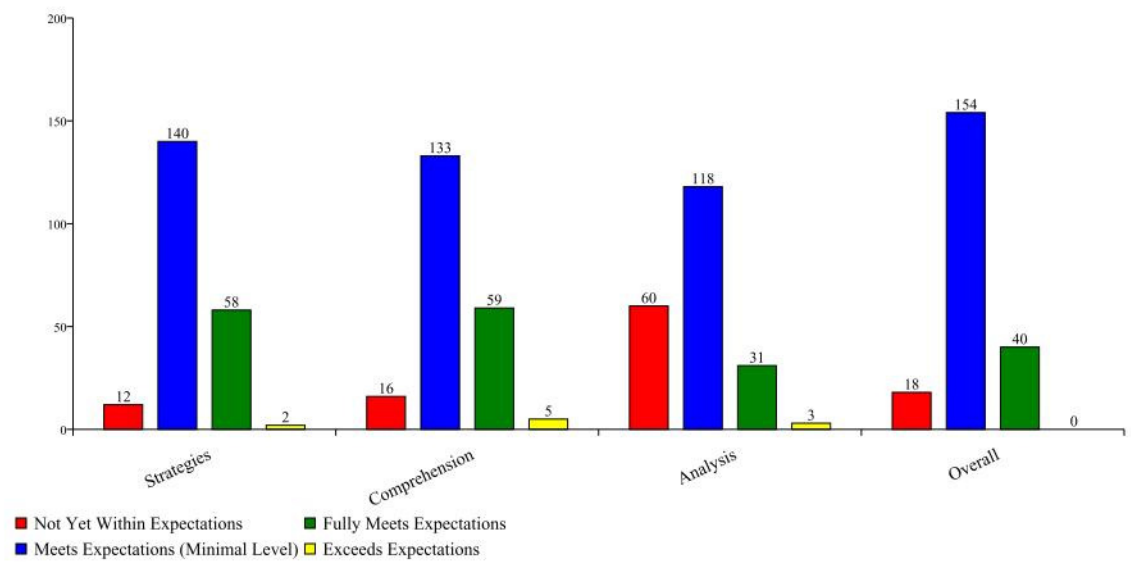
Sullivan Heights Secondary Grade 8 Reading Assessment (RAD) 2007



Sullivan Heights Secondary Grade 8 Reading Assessment (RAD) 2008



Sullivan Heights Secondary Grade 8 Reading Assessment (RAD) 2009



School Name: Sullivan Heights Secondary

Male / Female GPA

English 8 – 12, November 2005

GRADE	F/M	NO. OF STUD.	GPA
English 8	F	60	3.22
English 8	M	45	2.6
ENGLISH 8 TOTAL		105	2.92
English 9	F	57	2.97
English 9	M	51	2.11
ENGLISH 9 TOTAL		108	2.53
English 10	F	49	2.57
English 10	M	65	2.43
ENGLISH 10 TOTAL		114	2.54
English 11	F	45	3.14
English 11	M	49	1.89
ENGLISH 11 TOTAL		94	2.24
English 12	F	57	2.89
English 12	M	54	2.45
ENGLISH 12 TOTAL		111	2.68

English 8 – 12, February 2006

GRADE	F/M	NO. OF STUDENTS	GPA
English 8	F	59	3.05
English 8	M	48	2.31
ENGLISH 8 TOTAL		107	2.72
English 9	F	46	3.05
English 9	M	41	2.28
ENGLISH 9 TOTAL		87	2.69
English 10	F	46	2.86
English 10	M	60	2.63
ENGLISH 10 TOTAL		106	2.73
English 11	F	36	2.82
English 11	M	43	1.5
ENGLISH 11 TOTAL		79	2.23
English 12	F	56	2.98
English 12	M	50	2.83
ENGLISH 12 TOTAL		106	2.91

English 8 – 12, January 2007

GRADE	F/M	NO. OF STUDENTS	GPA
English 8	F	59	2.64
English 8	M	62	2.24
ENGLISH 8 TOTAL		121	2.45
English 9	F	68	2.92
English 9	M	43	1.84
ENGLISH 9 TOTAL		111	2.50
English 10	F	51	3.09
English 10	M	43	2.24
ENGLISH 10 TOTAL		94	2.70
English 11	F	34	2.60
English 11	M	41	2.50
ENGLISH 11 TOTAL		75	2.55
English 12	F	36	2.62
English 12	M	32	1.89
ENGLISH 12 TOTAL		68	2.28

English 8 – 12, June 2008

GRADE	F/M	NO. OF STUDENTS	GPA
English 8	F	56	2.41
English 8	M	46	1.61
ENGLISH 8 TOTAL		102	2.05
English 9	F	57	2.62
English 9	M	69	2.08
ENGLISH 9 TOTAL		126	2.32
English 10	F	62	2.77
English 10	M	54	2.20
ENGLISH 10 TOTAL		116	2.50
English 11	F	67	2.87
English 11	M	52	2.31
ENGLISH 11 TOTAL		119	2.63
English 12	F	44	2.35
English 12	M	36	1.95
ENGLISH 12 TOTAL		80	2.17

School Name: Sullivan Heights Secondary

Male / Female GPA (cont)

English 8 – 12, February 2009

Grade	M/F	No. of Students	GPA
English 8	F	24	2.57
English 8	M	32	1.84
ENGLISH 8 TOTAL		56	2.15
English 9	F	41	3.00
English 9	M	45	2.04
ENGLISH 9 TOTAL		86	2.49
English 10	F	44	2.56
English 10	M	50	2.01
ENGLISH 10 TOTAL		94	2.36
English 11	F	67	2.94
English 11	M	42	2.61
ENGLISH 11 TOTAL		109	2.81
English 12	F	46	2.71
English 12	M	34	2.19
ENGLISH 12 TOTAL		80	2.49

English 8 – 12, June 2009

Grade	M/F	No. of Students	GPA
English 8	F	67	2.66
English 8	M	71	1.90
ENGLISH 8 TOTAL		138	2.27
English 9	F	53	2.52
English 9	M	60	1.88
ENGLISH 9 TOTAL		113	2.18
English 10	F	56	2.68
English 10	M	51	2.13
ENGLISH 10 TOTAL		107	2.42
English 11	F	50	2.62
English 11	M	44	2.21
ENGLISH 11 TOTAL		94	2.43
English 12	F	59	2.92
English 12	M	37	2.08
ENGLISH 12 TOTAL		96	2.60

English 8 – 12, February 2010

Grade	M/F	No. of Students	GPA
English 8	F	59	2.73
English 8	M	63	2.41
ENGLISH 8 TOTAL		122	2.57
English 9	F	38	2.71
English 9	M	45	1.92
ENGLISH 9 TOTAL		83	2.28
English 10	F	70	2.70
English 10	M	70	2.19
ENGLISH 10 TOTAL		140	2.44
English 11	F	44	2.68
English 11	M	33	2.14
ENGLISH 11 TOTAL		77	2.45
English 12	F	44	2.66
English 12	M	39	2.14
ENGLISH 12 TOTAL		83	2.42

English 8 – 12, June 2010

Grade	F/M	No. of Students	GPA
English 8	F	55	3.21
English 8	M	61	2.37
ENGLISH 8 TOTAL		116	2.77
English 9	F	53	2.45
English 9	M	56	1.88
ENGLISH 9 TOTAL		109	2.16
English 10	F	39	2.77
English 10	M	32	2.25
ENGLISH 10 TOTAL		71	2.44
English 11	F	43	2.90
English 11	M	58	2.64
ENGLISH 11 TOTAL		101	2.75
English 12	F	61	2.71
English 12	M	42	2.44
ENGLISH 12 TOTAL		103	2.60

School Name: Sullivan Heights Secondary

**Aboriginal
 Male / Female GPA**

English 8 – 12, February & June 2010

Grade	F/M	No. of Students	GPA
English 8	F	6	2.25
English 8	M	2	1.00
ENGLISH 8 TOTAL		8	1.94
English 9	F	1	1.00
English 9	M	5	0.40
ENGLISH 9 TOTAL		6	0.50
English 10	F	2	1.75
English 10	M	4	1.25
ENGLISH 10 TOTAL		6	1.42
English 11	F	3	1.67
English 11	M	1	4.00
ENGLISH 11 TOTAL		4	2.25
English 12	F	2	2.75
English 12	M	0	
ENGLISH 12 TOTAL		2	2.75

School Name: Sullivan Heights Secondary

Objective(s):	Data:	Performance Targets:	Summary of Results in Relation to Achievement of Targets:
<p>To increase the number of students with meeting or exceeding expectations for readings</p> <p>Continue to utilize reading strategies to promote reading and improve literacy at grade 8 – 10.</p> <ol style="list-style-type: none"> Graphic organizers, including inspiration software <p>Continue comprehension strategies:</p> <ol style="list-style-type: none"> To accurately restate main ideas in their own words. To identify relevant supporting details. To make structured synthesized thorough notes, using effective categories. To make and support logical, insightful inferences and interpretations. <p>Continue Developing Readers Strategies. Continue Barry Bennett teaching strategies.</p>	<p>Grade 8 Reading Survey to be done in October and May.</p> <ul style="list-style-type: none"> Provincial exam results RAD 36 for grade 8 School Marks District grade 9 writing assessment 	<p>Establish baseline data of Grade 8 student’s attitude toward reading.</p> <p>Baseline data for grade 8 students using district assessment RAD 36</p> <p>Currently 67% of the boys and 83% of girls are meeting or exceeding expectations on the grade 9 writing assessment. We have set a target that would narrow the gap between the results for the boys and the girls.</p> <p>Target result is to exceed prior average for provincial exams in English 12, English 10, Communications 12 and Literature 12.</p> <ul style="list-style-type: none"> accurately restates main ideas in own words; attempts to synthesize identifies relevant, supporting details; work is thorough, specific and clear makes structured, synthesized, thorough notes, using effective categories makes and supports logical, insightful inferences and interpretations 	<p>Grade 8 students are most influenced by their peers when selecting reading material.</p> <p>Currently minimally meeting expectations for strategies and analysis and not yet meeting for reading comprehension for the RAD 36.</p> <p>Collect data in Planning 10 classes to determine whether or not students have learned the strategies.</p> <p>Currently provincial exam results are at or above provincial average.</p>

**Provincial Exam Results
 2003/04/05/06/07/08/09/10**

		School	District	Province
English 10	Jan 05	73	66	66
	June 05	77	71	70
	Jan 07	73	71	70
	Jan 08	73	71	71
	Jun 08	75	71	72
	Jan 09	71	69	71
	June 09	72	71	73
	Jan 10	75	70	68
	June 10	70	68	69
	English 12	Jan 04	71	71
June 04		68	69	71
Jan 05		72	70	70
June 05		76	68	69
June 06		70	68	69
Jan 07		72	69	69
Jan 08		73	69	69
Jun 08		70	69	71
Jan 09		70	68	69
June 09		71	72	72
Com 12	Jan 10	69	69	69
	June 10	73	65	67
	Jan 04	69	65	65
	June 04	46	64	65
	Jan 05	67	65	64
	June 05	69	67	66
	June 06	67	66	65
	Jan 07	74	66	65
	Jun 08	75	71	69
	Jan 09	69	67	66
English Literature	June 09	62	62	68
	Jan 10	70	67.5	64
	June 10	68	64	64
	Jun 05	74	73	73
	Jun 06	77	75	75
	Jun 08	83	74	76
	Jan 09	N/A	N/A	N/A
	June 09	88	81	81
	June 10	67	76	71

English 12 - Provincial Exam Results

Error! Not a valid link.

Error! Not a valid link.

ENGLISH 12 – School Mark in Relation to Exam Mark

	2003	2004	Jan-05	Jun-05	Jan-06	Jun-06	Jan-07	Jun-07	Jan-08	Jun-08	Jan-09	Jun-09	Jan-10
School Mark	66.5	74.8	73.2	74.6	76	73.84	73.75	69.69	72.27	66.64	70.35	71.63	70.61
Exam Mark	72.2	69.7	72.4	76	72.51	69.72	72.37	72.38	73.00	70.00	69.38	67.35	68.79
Difference	-5.7	5.1	0.8	-1.4	3.49	4.12	1.38	-2.69	-.73	-3.36	00.97	4.28	1.82
District Difference	2.7	3.7	1.6	3.3	2.54	4.33	3.79	2.19	4.06	1.49	4.21	7.37	3.09
All Public Difference	2.6	3.7	1.7	2.7	1.33	3.42	3.69	3.85	3.76	3.74	5.66	7.60	4.48

ENGLISH 10 – Provincial Exam Results

Error! Not a valid link.

Error! Not a valid link.

ENGLISH 10 – School Mark in Relation to Exam Mark

	Jun-05	Jan-06	Jun-06	Jan-07	Jun-07	Jan-08	Jun-08	Jan-09	Jun-09	Jan-10
School Mark	74.95	73.51	63.9	68.63	70.08	70.45	70.90	69.17	70.14	69.70
Exam Mark	76.69	76.45	68.16	72.72	73.94	72.71	74.68	70.27	75.96	75.07
Difference	-1.74	-2.94	-4.26	-4.09	-3.86	-2.26	-3.78	-1.10	-5.82	-5.37
District Difference	-0.92	-1.92	-0.04	-2.26	-0.96	-2.10	-0.55	2.16	1.26	-0.5
All Public Difference	-0.13	-2.62	-0.24	-0.8	-0.27	-1.31	-.079	3.71	1.80	1.75

PRINCIPLES OF MATH 10 - Provincial Exam Results

Error! Not a valid link.

Error! Not a valid link.

MATH 10 – School Mark in Relation to Exam Mark

	Jun-05	Jan-06	Jun-06	Jan-07	Jun-07	Jan-08	Jun-08	Jan-09	Jun-09	Jan-10
School Mark	60.54	60.69	63.11	64.83	62.52	71.27	65.57	66.29	67.46	60.78
Exam Mark	62.5	60.81	61.71	58.67	61.01	62.58	63.12	60.56	66.26	58.06
Difference	-1.96	-0.12	1.4	6.16	1.51	8.69	2.45	5.73	1.20	2.72
District Difference	2.63	4.04	5.53	4.62	4.05	4.23	2.38	2.46	4.12	3.24
All Public Difference	1.89	4.14	6.25	5.42	4.4	6.01	3.74	4.47	3.64	5.11

SCIENCE 10 - Provincial Exam Results

Error! Not a valid link.

Error! Not a valid link.

SCIENCE 10 – School Mark in Relation to Exam Mark

	Jun-05	Jan-06	Jun-06	Jan-07	Jun-07	Jan-08	Jun-08	Jan-09	Jun-09	Jan-10
School Mark	61.75	65.13	65.56	61.03	69.51	64.51	67.13	67.41	66.22	68.55
Exam Mark	67.05	63.02	60.19	65.74	61.14	66.76	73.21	71.45	72.11	70.45
Difference	-5.3	2.11	5.37	-4.71	8.37	-2.25	-6.08	-4.04	-5.89	-1.9
District Difference	3.96	5.9	7.03	4.61	7.63	3.34	1.70	00.07	1.90	.86
All Public Difference	5.82	6.44	7.98	7.8	8.09	3.80	2.92	00.48	1.40	1.40

SS

11 –

Provincial Exam Results

Error! Not a valid link.

Error! Not a valid link.

SOCIAL STUDIES 11 – School Mark in Relation to Exam Mark

	Jan-07	Jun-07	Jan-08	Jun-08	Jan-09	Jun-09	Jan-10
School Mark	64.26	76.48	75.72	67.11	73.78	73.22	78.63
Exam Mark	62.84	73.07	70.12	69.79	69.00	68.23	69.44
Difference	1.42	3.41	5.6	-2.68	4.78	4.99	9.19
District Difference	2.47	3.56	3.57	-1.03	00.86	5.03	1.13
All Public Difference	1.57	3.74	3.13	-1.68	00.68	4.70	2.19

School Name: Sullivan Heights Secondary

Key Instructional Interventions:

Strategies

- Continue annual grade 8 retreat with academic literacy addressed in session “Skills for Success, How to do Well in High School”. Offer in-service to all grade 8 teachers and grade 8 team of teachers.
- At Grade 8 retreat do the 40 Developmental Assets inventory and discuss how to increase your assets so to build resiliency community and success.
- Develop an activity in Plan 10 to explore and enhance the 40 Developmental assets.
- Continue to promote reading activities in grades 8 – 10 in all subject areas.
- Continue to use a variety of reading strategies across the curriculum and throughout the school.
- Continue to use graphic organizers across the curriculum. “Inspiration” software is available to students and teachers for this purpose.
- Implement seven comprehension strategies through Developing Readers program and through department meetings.
- Provide “staff favorite” section of library books and identify these books with foil stickers.
- Provide students with new book marks that outline graphic organizers and reading strategies. Continue to reinforce the strategies in subject classes.
- Provide opportunities for parents to better understand how students use reading in their learning in school newsletters.
- Encourage and develop technical literacy skills.
- Put reading strategies and graphic organizers in the student agenda book.
- Have Developing Readers strategies made into posters and have these posted around school.
- Inspirational Reading quotes placed on classroom windows.
- Encourage departments to add resources to include Aboriginal Ed. Eg. Aboriginal foods in Home Ec, button blanket making in textiles, literature in English classes.
- Visiting aboriginal artists to visit visual arts class.

Structures

- Continue with the Developing Readers Program.
- 15 minutes of SSR in English 8-10.
- Develop a mentoring program for grade 8 at risk students paired with a teacher. Monthly meetings at lunch.
- Participation in Pro-D offered on pro d-days, Focus Days, and at the beginning of staff meetings.
- Teacher participation in RAD 36 Reading Assessments, which includes using the performance standards to mark these exams.
- Aboriginal students who are experiencing reading problems will be identified and will work with the Aboriginal Teaching Assistant.
- Literacy initiatives, eg. Literacy Circles, that are a collaboration between English department and the Teacher-Librarian.
- Literacy corner in school newsletter.
- Staff participation in teaching strategy groups.

Signatures of School Planning Council:

Principal: _____ Parent: _____ Parent: _____

Teacher: _____ Parent: _____ Student: _____

Assistant Superintendent Approval: _____ Date: _____



***SULLIVAN HEIGHTS SECONDARY SCHOOL PLAN
2010 – 2011***

Goal: #2 *The school needs to help students understand and practice the values of personal wellness and citizenship. It is believed that this will have a direct and positive effect on the culture of the school.*

Rationale: Sullivan Heights Secondary School continues to develop its culture as it begins its eleventh year. Anecdotal evidence from parents, students and staff indicate a high level of caring and respect in our school community. An area of growth would be to foster a strong work ethic among students. There is a need for continued efforts to further strengthen the school ethic of caring and respect. Partnerships with community, parents and student services and leadership opportunities are themes identified by staff that could help strengthen the culture of the school.

Objective(s):

1) Create a defined school identity and a positive school culture in which students have a sense of belonging and pride.

Data:

Participation Rates based on extracurricular and co-curricular participation 2005 – 2006 Data

Extracurricular Event	Males	Females	Total
Senior Hip Hop Tem		14	14
Junior Hip Hop Tem		14	14
Jazz Team		14	14
Break Dance		7	7
30 Hr Famine	N/A	N/A	200
2006 France Trip	4	7	11
2008 France Trip	12	18	30
Skills Canada Mechanical Drafting	3		3
Skills Canada Electronics	4	1	5
Skills Canada Robotics	8	2	10
FIRST Robotics Students	10	2	12
Skills Canada Jr. Sumo Robotics	4	2	6
Global Issues	10	20	30
Grad Council	5	25	30
Grade 12 blood drive	N/A	N/A	20
Athletics	N/A	N/A	300
Hockey Team	22		22
Intramurals:			
Volleyball	N/A	N/A	50
Handball in November	N/A	N/A	90
Basketball in January	N/A	N/A	50
Racquets in Feb/March	N/A	N/A	30
Soccer in April	N/A	N/A	60
Hockey in June	N/A	N/A	200
Fit Club	N/A	N/A	80
SunRun	N/A	N/A	200
School Store	N/A	N/A	10
Youth Environmental Stewardship	N/A	N/A	10
Italy Trip March 2007	5	15	20
Sewing on Tues & Thurs		5	5
TOTALS	87	146	1533

06/07

Extracurricular Event	Males	Females	Total
Senior Dance Team		13	13
Junior Dance Team		13	13
Jazz Team		16	16
Break Dance		7	7
30 Hr Famine	N/A	N/A	200
2008 France Trip	12	18	30
FIRST Robotics Students	10	2	12
Skills Canada Jr. Sumo Robotics	4	2	6
Global Issues	2	13	15
Grad Council	5	15	20
Student Council	2	14	16
Grade 12 blood drive	N/A	N/A	20
Athletics	150	90	240
Hockey Team	22		22
Intramurals:			
Volleyball	N/A	N/A	50
Handball in November	N/A	N/A	90
Basketball in January	N/A	N/A	50
Racquets in Feb/March	N/A	N/A	30
Soccer in April	N/A	N/A	60
Hockey in June	N/A	N/A	200
Fit Club	N/A	N/A	80
Cross Country Team	N/A	N/A	15
Terry Fox Run	N/A	N/A	300
Sun Run	N/A	N/A	200
School Store	N/A	N/A	10
Grade 8 Fun Day	N/A	N/A	200
Youth Environmental Stewardship	N/A	N/A	10
One Less Car Initiative	N/A	N/A	650
Theatre Company	7	7	14
Improv Club	15	5	20
Sewing on Tues & Thurs		5	5
Peer Counselling	3	6	9
TOTALS	247	239	2641

Performance Targets:

- Continue the Social Responsibility Committee.
- Encourage growth of leadership class and its focus on student-led initiatives for full school involvement.
- Continue growth of Global Issues Club and foster development of a global consciousness.

Result(s):

- Established with 8 members Sept/07
- 06/07 – 30 students
- 07/08 – 60 students selected from 100 applicants.
- 10 members – June/07
- 32 members – Sept/07
- 30 members – Oct/08
- 30 members – May/10

Objective(s):

Data:
07/08

	Males	Females	Total
Extracurricular Event			
Senior Dance Team	2	10	12
Junior Dance Team	2	11	13
Jazz Team	0	8	8
Bhangra Team	4	6	10
30 Hr Famine	N/A	N/A	N/A
2008 France Trip	2	9	11
Skills Canada Mechanical Drafting	3	0	3
Skills Canada Electronics	4	1	5
Skills Canada Robotics	6	4	10
FIRST Robotics Students	19	4	23
Skills Canada Jr. Sumo Robotics	4	2	6
Global Issues	5	25	30
Environment Club	0	10	10
Grad Council	3	7	10
Grad Hike	N/A	N/A	26
Homework Club	30	23	53
Student Council	4	6	30
Charity Drive	N/A	N/A	50
Carnival	N/A	N/A	50
Grade 12 blood drive	N/A	N/A	105
AIM Games	N/A	N/A	14
Grade 7 Orientations	N/A	N/A	30
Athletics	154	93	247
Power Wheelchair Soccer	N/A	N/A	20
Hockey Team	20	2	22
Intramurals:			
Volleyball	N/A	N/A	50
Handball in November	N/A	N/A	90
Basketball in January	N/A	N/A	50
Racquets in Feb/March	N/A	N/A	30
Soccer in April	N/A	N/A	60
Hockey in June	N/A	N/A	200
Fit Club	N/A	N/A	30
Cross Country Team	N/A	N/A	15
Terry Fox Run	N/A	N/A	700
Sun Run	N/A	N/A	100
School Store	N/A	N/A	20
Grade 8 Retreat	N/A	N/A	230
Youth Environmental Stewardship	N/A	N/A	60
One Less Car Initiative/Earth Day	N/A	N/A	650
Theatre Company	10	25	35
TOTALS	268	236	3091

Performance Targets:

Result(s):

Objective(s):

**Data:
 09/10**

Extracurricular Event	Males	Females	Total
Senior Dance Team	2	14	16
All Boys Team	5	0	5
Junior Dance Team	7	6	13
Grad Team	0	8	8
Grad Hike	28	20	48
Bhangra Team	0	12	12
Skills Canada Robotics	18	2	20
Global Issues	8	20	28
Grad Council	6	9	15
Student Council	4	8	12
Lend a Hand Community Clean up	25	27	52
Grade 12 blood drive	N/A	N/A	49
Christmas Bureau Hampers	22	28	30
Relief Program	22	28	30
Homework Club Tutors	5	10	15
Athletics	140	110	250
Hockey Team	22	0	22
Intramurals:			
Volleyball	N/A	N/A	48
Tchoukball	N/A	N/A	48
Dodgeball	N/A	N/A	86
Handball	N/A	N/A	64
Basketball	N/A	N/A	48
Ping Pong	N/A	N/A	32
Flag Football	N/A	N/A	28
Hockey	N/A	N/A	200
Weight room/Fit Club	N/A	N/A	20
Sun Run	N/A	N/A	60
Theatre Company	6	25	31
Improv Club	7	11	18
Youth Diversity	1	3	4
School Carnival	N/A	N/A	42
Aim Games	8	12	20
TOTALS	336	353	1374

Performance Targets:

Result(s):

Objective(s):	Data:	Performance Targets:	Result(s):																																																																																
	<table border="1" data-bbox="556 207 989 492"> <thead> <tr> <th colspan="4">Student Referrals</th> </tr> <tr> <th></th> <th>05/06/</th> <th>06/07</th> <th>07/08</th> </tr> </thead> <tbody> <tr> <td>Truancy</td> <td>209</td> <td>192</td> <td>96</td> </tr> <tr> <td>Lates</td> <td>39</td> <td>50</td> <td>16</td> </tr> <tr> <td>Conflicts (fighting, harassment, student conflict)</td> <td>95</td> <td>6</td> <td>120</td> </tr> <tr> <td>Disrespect</td> <td>14</td> <td>46</td> <td>34</td> </tr> <tr> <td>Disruption</td> <td>44</td> <td>54</td> <td>34</td> </tr> <tr> <td>Other</td> <td>340</td> <td>385</td> <td>192</td> </tr> <tr> <td>TOTAL</td> <td>741</td> <td>757</td> <td>492</td> </tr> </tbody> </table> <table border="1" data-bbox="556 537 989 870"> <thead> <tr> <th colspan="4">Student Referrals</th> </tr> <tr> <th></th> <th>08/09</th> <th></th> <th></th> </tr> </thead> <tbody> <tr> <td>Truancy</td> <td>261</td> <td></td> <td></td> </tr> <tr> <td>Lates</td> <td>13</td> <td></td> <td></td> </tr> <tr> <td>Conflicts (fighting, harassment, student conflict)</td> <td>83</td> <td></td> <td></td> </tr> <tr> <td>Disrespect</td> <td>34</td> <td></td> <td></td> </tr> <tr> <td>Disruption</td> <td>45</td> <td></td> <td></td> </tr> <tr> <td>Other</td> <td>251</td> <td></td> <td></td> </tr> <tr> <td>Drugs</td> <td>65</td> <td></td> <td></td> </tr> <tr> <td>Vandalism</td> <td>17</td> <td></td> <td></td> </tr> <tr> <td>TOTAL</td> <td>769</td> <td></td> <td></td> </tr> </tbody> </table> <p data-bbox="556 995 766 1019">-Calendar of events</p>	Student Referrals					05/06/	06/07	07/08	Truancy	209	192	96	Lates	39	50	16	Conflicts (fighting, harassment, student conflict)	95	6	120	Disrespect	14	46	34	Disruption	44	54	34	Other	340	385	192	TOTAL	741	757	492	Student Referrals					08/09			Truancy	261			Lates	13			Conflicts (fighting, harassment, student conflict)	83			Disrespect	34			Disruption	45			Other	251			Drugs	65			Vandalism	17			TOTAL	769			<p data-bbox="1010 183 1381 272">-Increase students levels of social responsibility in order to decrease negative actions.</p> <p data-bbox="1010 732 1381 789">-Increase opportunities for student involvement in school events.</p> <p data-bbox="1010 886 1381 943">-Increase Involvement of students in Student Council.</p>	<p data-bbox="1472 183 1770 207">-Baseline established 05/06</p> <p data-bbox="1472 732 1745 756">-Establish baseline 07/08</p> <p data-bbox="1472 886 1898 943">- 06/07 – 4 students on Student Council by June.</p> <p data-bbox="1472 976 1822 1032">- 07/08 – 10 students on Student Council.</p> <p data-bbox="1472 1065 1822 1122">- 08/09 – 30 students in Student Council.</p> <p data-bbox="1472 1154 1860 1211">- 09/10 – X 20 students in Student’s Council.</p>
Student Referrals																																																																																			
	05/06/	06/07	07/08																																																																																
Truancy	209	192	96																																																																																
Lates	39	50	16																																																																																
Conflicts (fighting, harassment, student conflict)	95	6	120																																																																																
Disrespect	14	46	34																																																																																
Disruption	44	54	34																																																																																
Other	340	385	192																																																																																
TOTAL	741	757	492																																																																																
Student Referrals																																																																																			
	08/09																																																																																		
Truancy	261																																																																																		
Lates	13																																																																																		
Conflicts (fighting, harassment, student conflict)	83																																																																																		
Disrespect	34																																																																																		
Disruption	45																																																																																		
Other	251																																																																																		
Drugs	65																																																																																		
Vandalism	17																																																																																		
TOTAL	769																																																																																		

2003/2004			2003/2004			2004/2005			2004/2005		
Student Referrals			Student Suspensions			Student Referrals			Student Suspensions		
Grade 8	-	72	Grade 8	-	28	Grade 8	-	70	Grade 8	-	37
Grade 9	-	137	Grade 9	-	39	Grade 9	-	55	Grade 9	-	36
Grade 10	-	142	Grade 10	-	44	Grade 10	-	69	Grade 10	-	37
Grade 11	-	179	Grade 11	-	48	Grade 11	-	86	Grade 11	-	22
Grade 12	-	49	Grade 12	-	11	Grade 12	-	37	Grade 12	-	44
TOTAL	-	579	TOTAL	-	170	TOTAL	-	311	TOTAL	-	175

2005/2006			2005/2006			2006/2007			2006/2007		
Student Referrals			Student Suspensions			Student Referrals			Student Suspensions		
Grade 8	-	139	Grade 8	-	24	Grade 8	-	87	Grade 8	-	13
Grade 9	-	186	Grade 9	-	44	Grade 9	-	222	Grade 9	-	34
Grade 10	-	140	Grade 10	-	27	Grade 10	-	168	Grade 10	-	21
Grade 11	-	181	Grade 11	-	37	Grade 11	-	180	Grade 11	-	27
Grade 12	-	95	Grade 12	-	20	Grade 12	-	93	Grade 12	-	25
TOTAL	-	741	TOTAL	-	152	TOTAL	-	750	TOTAL	-	120

2007/2008			2007/2008			2008/2009			2008/2009		
Student Referrals			Student Suspensions			Student Referrals			Student Suspensions		
Grade 8	-	72	Grade 8	-	26	Grade 8	-	127	Grade 8	-	41
Grade 9	-	123	Grade 9	-	30	Grade 9	-	129	Grade 9	-	57
Grade 10	-	136	Grade 10	-	37	Grade 10	-	140	Grade 10	-	48
Grade 11	-	100	Grade 11	-	30	Grade 11	-	157	Grade 11	-	47
Grade 12	-	54	Grade 12	-	34	Grade 12	-	97	Grade 12	-	35
TOTAL	-	485	TOTAL	-	157	TOTAL	-	650	TOTAL	-	228

School Name: Sullivan Heights Secondary

Key Instructional Interventions:

Strategies

- We will increase recognition of student involvement in all areas. Continue to provide opportunities for students to participate, eg.: Band performances, Athletic Teams, D'Oratoire Concours, Writing contests, Dance team competitions, contests in Home Ec, and Fine Arts community involvement, Honour Roll assemblies.
- We will use explicit modeling of desired behaviors by all school personnel.
- We will bring one or more speakers into the school to present to students on the topic of wellness and citizenship, eg. Right to Play.
- We will foster wellness and citizenship through the involvement of our students in the Youth Stewardship Initiative and their stream restoration activities. eg. the Global Issues Club have 'Adopt a Street' initiative and 'Lend a Hand' Parks and Recreation partnership and Environment Club 'non-disposable Lunch Day', Trash Free Thursdays and will get more blue boxes throughout the school.
- We will continue to develop wellness and citizenship through Youth Leadership class and the coordination of various school wide leadership and charity events (eg. Blood Donor Competition, Awareness Week, Student Vote, Breast Cancer Think Pink Day, Portfolio Development, Adopt an Animal, War Child Canada, Cinderella Project) Youth Philanthropy Initiative.
- We will work collaboratively with our School Liaison Officer, Safe School Liaison, Substance Use Liaison, Supervisory Aides, Student Council, SPC, Parent Advisory Council and staff to identify areas of need and capitalize on the strength of the community.
- We will foster the development of relationships with our community partners through 1) Further contact employers for work placement opportunities, 2) Encouraging parent involvement 3) Continue to foster community connections through: Tourism class, Band, Art, Dance, Drama, Leadership. 4) Contact community partners for scholarship committee. 5) Reciprocal partnerships eg. Rotary, Lions, Post Secondary institutions, or junior achievement etc. 6) Involve community member as Community Coaches.
- We will continue to support the initiative of students in the Global Issues, Environment Club, Student Leadership and Student Council.
- Support weekly fruit and veggie program which introduces new fruits and veggies to all students. Run by BASES students.
- We will highlight daily announcements of current sports events and club activities.
- We will organize a continuously updated display case in the entryway, highlighting student involvement, success, and events.
- We will continue student-created newspaper "Starstruck" which will highlight student involvement, success, achievements, and events to encourage student awareness of their school in an enjoyable format.
- Continue to recognize outstanding students in photo displays.
- Continue to support Student Council to foster wellness and citizenship through events such as: Spirit Week, Gr. 8 Pancake breakfast.
- We will continue to have school-wide involvement in an annual Pep Rally.
- Continue to provide school-wide events, eg. Right to Play, Boy Smarts, Drinking & Driving speaker, Drug Forum.
- We will continue a Grade 8 Retreat Day to welcome and prepare Grade 8's for life at Sullivan Heights and foster sense of belonging to the school and encourage grade 8 club sign up.

- Organize an event for parents at Sullivan Heights and family of schools to introduce the importance of the 40 Developmental Assets and input support of parents to help build healthy development of our students. This would include reinforcement in our monthly newsletter.
- We will encourage increased staff participation in extra-curricular events.
- Establish a mentoring program for grade 8 at risk students through Grade 8 Team, School Based Team and Transitions Program.
- Continue to support Career Education Department in its role in connecting students to volunteer opportunities.
- Continue to support student leadership initiatives within school and community, eg. Volunteering at Surrey Children's Festival, Surrey Memorial Hospital, Me to We Day, Ideas 36, etc.
- Continue to participate in the Healthy Schools initiative.
- Develop curriculum to support the use of the new heart rate monitors, eg. Graphing in math, physiology in science, lifestyle reflection in planning classes.
- Explore multicultural committee to hold "cultural days" four times a year. Eg., Aboriginal Day, Indo-Canadian Day. Showcase and highlight the school cultures through music, dance, food, etc.

Structures

- Time will be set aside on monthly Staff meeting agendas for sharing information about initiatives which foster respect for learning, respect for the environment and respect for others.
- Student recognition program
- Regular Grade 8 Team meetings
- Continue to build the connection with associate schools, eg. Possible joint Pro D Day.
- Grade 8 & 9 Homework Club
- Grade 9 Conference
- Student leadership classes
- Student council
- Health & Career Education 8 & 9
- Grad Transitions & exit interviews with staff and district staff participation
- Fruit & Vegetable Program
- Linear grade 8 PE/linear Math 8

School Name: Sullivan Heights Secondary

Signatures of School Planning Council:

Principal: _____

Parent: _____

Student: _____

Teacher: _____

Parent: _____

Parent: _____

Assistant Superintendent Approval: _____

Date: _____