



Your Student Portfolio – Grade 9

Beginning this school year, every grade 8 and 9 student will have a Student Portfolio in the MyEdBC Student Portal. The student portfolio will be used to collect and curate evidence for learning in Careers 8 and 9 as well as reflection on the Core Competencies and the Core Competencies Self-Assessment in June 2018. This assessment is done at the end of grade 8 and 9. There is no mark associated with the assessment but it is a requirement for completion. Students will receive a mark for Careers 8 and 9. Instructions for adding your portfolio to your portal is given below.

Why use MyEdBC for a Student Portfolio?

- Evidence of learning in the portfolio can easily be viewed by parents (in the Parent Portal) and teachers.
- Portfolio will stay with the student for their secondary school years.
- Students already use the site for course selection and viewing/printing student timetable.
- As students use the site already they will become more familiar with its features.
- As students' move to their senior years, the portfolio in MyEdBC will be used to build a Capstone Project beginning in the Career Life Education course, which can be taken in either grade 10 or 11. Students will present their Capstone Project in the Careers Life Connections course, which is a graduation requirement. This course can either be take in grade 11 or 12. Both CLE (replaces Planning 10) and CLC are new courses beginning in the 2018/19 school years.

What evidence do I collect in my Student Portfolio?

- **Careers 9:** Students will participate in a series of speakers and events throughout the school year that will meet the 'Big Ideas' of the curriculum. Students will complete reflection activities, in a blog format, based on these events in their student portfolio. Instructions for these reflections and other assignments will also be located in MyEdBC under the 'Careers 9' Page. Instructions for adding the 'Career 9' Page are below.
- **Core Competencies:** Our goal is for students to include evidence of 'doing' core competencies through their work in their classes and in their life. Students will also participate in a series of speakers that will highlight key aspects of the core competencies. Instructions for these reflections and other assignments will also be located in MyEdBC under 'Core Competencies' Page, 'Grade 8/9 Top Tab'. Instructions for adding the 'Core Competencies' Page are below.

Adding your Student Portfolio, Careers 9 Page, and Core Competencies Page

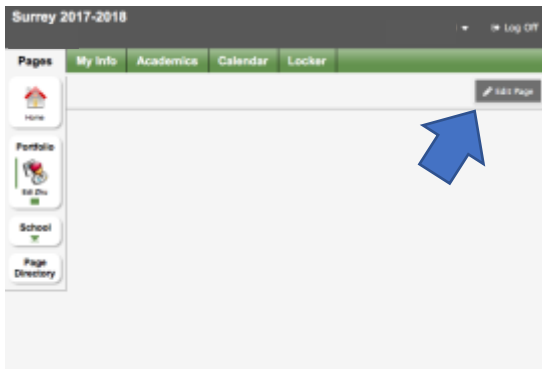
- Login in to your MyEdBC Student Portal and Click 'Page Directory' under Pages Top Tab
- Add all three icons displayed below
- You now have access to these Pages under the menus 'Portfolio' and 'School'. Click on them to open the page.



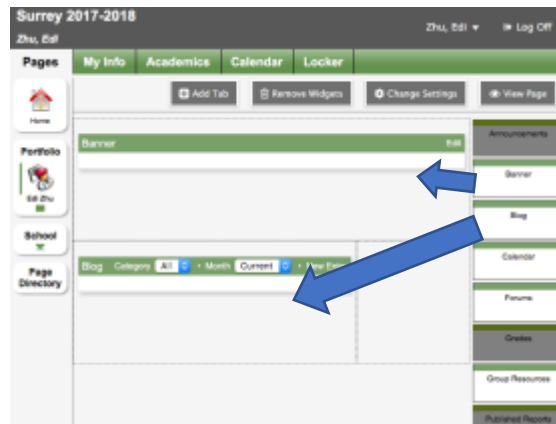
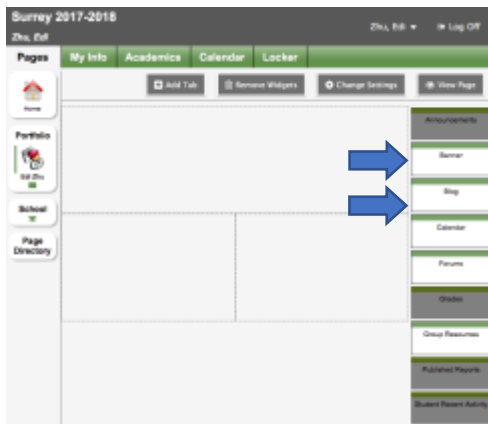
****Instructions for setting up your Student Portfolio page is on the back of this page**

Setting up your Student Portfolio – Grade 9

- Click 'Edit Page' in the top right corner



- Drag and Drop the following:
 - Banner
 - Rename your 'Banner' with your name by simple double clicking the word 'Banner' and typing in your name
 - Click the 'Edit' button on the green bar to create your customized Banner heading
 - Blog
 - Rename your 'Blog' Career 9 by simple double clicking the word 'Blog' and typing in Career 9
 - Click the 'New Entry' button on the green bar to create a new blog entry



- Adding a picture, video link, or embed a video from a website

