

# Instructions to View Documents from Learning Support Services in the MyEdBC Parent Portal

To access IEP's, SSP or Progress Reports through the Family Portal, please follow these instructions.

1. Login to Family Portal by going to <https://www.myeducation.gov.bc.ca/aspen>

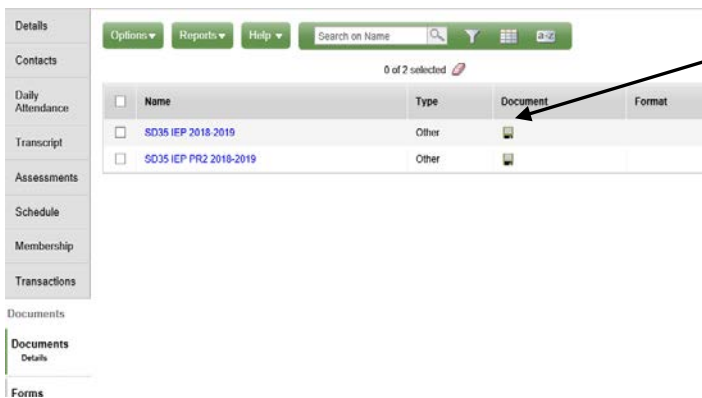
Should you have issues accessing your Family Portal account, please visit: <https://www.sd35.bc.ca/students-parents/myedbc-family-portal-help/>





2. Once into the family Portal, please select the 'Family' top tab:



3. To access the IEP, SSP or Progress Report, please select the side tab 'Documents' and then 'Documents' a second time from the drop down menu and you should see the current items listed as noted in the picture below.



	Name	Type	Document	Format
<input type="checkbox"/>	<a href="#">SD35 IEP 2018-2019</a>	Other		
<input type="checkbox"/>	<a href="#">SD35 IEP PR2 2018-2019</a>	Other		

4. To open the pdf document for viewing, select the 'Save As' icon (it looks like a floppy disk). This should ask you to save or open the document.

Should you have any questions about the information in the documents, or if information appears to be missing, please contact your child's resource teacher.