

Elgin Park Secondary Grade 12 Information



High School Graduation
and Post Secondary Information



Overview of the Session

- Introductions
- Review of High School Graduation Requirements
- Post Secondary Information
- Question Period



Elgin Park Counsellors

- Last names A to Ha: Ms. Kim
- Last names He to P: Mr. Alparaque
- Last names Q to Z: Ms. Gill



NAME: _____

My Graduation Plan

GRADE 10	OTHER COURSES	GRADE 11	OTHER COURSES	GRADE 12
English 10		1. English 11		1. English 12
Social Studies 10		2. Social Studies 11		2. _____ 12
Math 10		3. A Math 11		3. _____ 12
Science 10		4. A Science 11		4. _____ 12
Planning 10		5.		5.
P.E. 10		6.		6.
		7.		7.
		8.		8.

REQUIRED COURSES

19 COURSES (76 Credits) Plus (Graduation Transitions (4 credits)) = 80 credits

1. Personal Health (80 hours) 2. Community Connections (30 hours) 3. Transition Planning

Government Exams: English 10, Math 10, Science 10, Socials 11 and English 12 & Communications 12

English 10, 11 & 12 or Communications 11 & 12

A Math 10 (Apprenticeship & Workplace, or Foundations & Pre-Calculus)

A Math 11 (Apprenticeship & Workplace, Foundations and/or Pre-Calculus)

Social Studies 10 and 11

Science 10 and a Science 11 (Science & Technology, Earth Science, Biology, Chemistry, Physics)

P.E. 10

Planning 10

A Fine Arts or an Applied Skill taken in Grade 10, 11 or 12

3 other courses at the Grade 12 level + 4 other courses at the Grade 10, 11 or 12 level



General Requirements For Colleges/ Open Universities

- ❑ High school graduation or age 19
- ❑ Specific Program requirements
- ❑ Early application is recommended

Types of programs that **may** be offered:

Certificate, Diploma, University Transfer and Bachelor Degrees

www.kpu.ca

www.douglas.bc.ca

www.langara.bc.ca

www.bcit.ca

www.ufv.ca

www.capilanou.ca




General Requirements for University Arts Faculty

- ❑ English 11
- ❑ Social Studies 11
- ❑ an Approved Science 11
- ❑ Pre-Calculus 11 or Foundations 11/Foundations 12
- ❑ Language 11

- ❑ **English 12**
- ❑ **3 other *approved* academic Grade 12 courses**

CHECK WITH INDIVIDUAL POST SECONDARY INSTITUTION!



General Requirements for University Science Faculty

- ❑ English 11
- ❑ Socials 11
- ❑ Physics 11
- ❑ Chemistry 11
- ❑ Pre-Calculus 11
- ❑ Language 11

- ❑ **English 12**
- ❑ **Pre-Calculus 12**
- ❑ **Two Science 12 courses**

Calculus 12 is recommended

CHECK WITH INDIVIDUAL POST SECONDARY INSTITUTION!



General Requirements for University Business Faculty

- English 11
- Social Studies 11
- an Approved Science 11
- Pre-Calculus 11
- Language 11

- English 12
- Pre-Calculus 12
- 2 other *approved* academic Grade 12 courses

Calculus 12 is recommended

CHECK WITH INDIVIDUAL POST SECONDARY INSTITUTION!




How do you apply?

Apply directly at the Post Secondary Institute website.

Go to the Apply BC (Education Planner) website for application to many PSIs in British Columbia. <https://applybc.ca/>

Go to the OUAC website (105 D Form) for application to Ontario PSIs. <http://www.ouac.on.ca/>





So many options!

Tips on choosing **YOUR** school!

- ❑ Make an appointment with your school counselor
- ❑ Visit the Career Center
- ❑ Read Grad News (first one next week!)
- ❑ Attend Post Secondary Rep visits to Elgin Park and in the community. Upcoming PSI visits to the school are on the website!
- ❑ Check out www.educationplanner.bc.ca and www.schoolfinder.com
- ❑ Visit the campus (Pro D Days!)
- ❑ Make an appointment, send an email or call the admissions office with any questions or concerns.

Some more tips...

- Go to the post secondary websites to get the most current updates. For example , UBC requires online courses be completed by February 1, 2018 in order to be used in the admission average.
- Check the admission requirements for the school and faculty carefully...they are some differences!
- Decide where you want to attend and try narrow it down to down to 2 or 3 schools.
- Choose your first and second choice faculties.





Ready to apply?

1) Personal Education Number (PEN)

This nine digit identity number from the Ministry of Education is found on your report card, Go card, Student and Parent Connect.

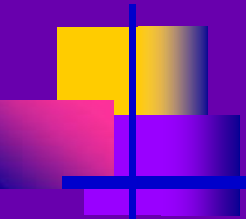
2) Grade 11 marks

Some schools may ask for your final grade 11 marks when you first apply. Students can access their marks on the portal.

3) Credit or Debit card for payment



Other tips when applying...

- 
- Keep track of ID numbers, passwords and upcoming deadlines in a notebook.

 - Keep in mind that you can often save an incomplete application and return to it later.
 - Any questions or concerns about the application, contact admissions providing your Student ID.
 - Check individual post secondary websites in regards to the criteria for the English qualifying exam.



How do the post secondary schools get your marks?



Students Transcript Service is the **new** online transcript service for students!

www.StudentTranscripts.gov.bc.ca.

Please note that this website is still in the early stages 😊



POD TALK #1

October 24 @ Lunch in Theater

TOPICS:

General Q and A about PSI

Navigating through the NEW Student Transcript Service



Self Reporting

Why self report?

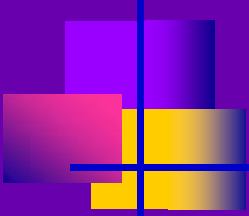
To allow universities to get important information so admission and scholarship decisions can be made sooner.

What grades do you report?

The grades you report will either be *final grades* that have been confirmed on your report card, or *expected grades* that you believe you will attain at the end of the year.

What do you report for courses in progress?

You can estimate **expected grades** on a number of things such as how well you did in similar courses in Grade 11, if you have received interim Grade 12 marks, or how well you are doing in the course so far based on completed tests or papers.



When do you self report?

Every university as shown below has different dates:

UVic: February 15 to March 31

UBC: February 22 to March 20 (semester schools)

SFU: January 4 to April 30

Does it matter if your English 12 (or another required course) is in the second term?

Generally it is not held against you and this is when either your grade 11 mark or self reported mark is used in the meantime.

How are your marks verified?

Your marks will be passed onto the PSI by the Ministry of Education in May and July 2018.

What about the supplemental or personal profile?

- In addition to grades, some universities require additional information as part of the selection process.
- Such information is becoming more common as part of the application process.
- Every PSI has their own criteria so check the websites!
- Do not rush your submission and be real 😊
- Be sure to get someone (or more) to proofread it for grammar and content.

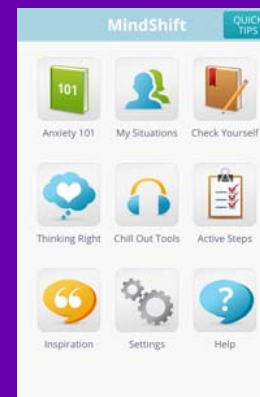
What if you are not sure if you want to school next year?


- Still work hard and still apply!
- Many other options include working, travelling and volunteering 😊



Feeling stressed or anxious? Check these out!

- Anxiety BC: www.anxietybc.com
- Mindcheck: www.mindcheck.ca
- MindShift App:





What kinds of Scholarships and Awards are available?





Five Main Areas for Scholarship Money:

- **1. Provincial Government** (BC Excellence Scholarships, BC Achievement Scholarships, Pathway to Teacher Education Scholarships)
- **2. Entrance Scholarships**
- **3. EPS Internal Scholarships and Bursaries**
- **4. External (Community) Scholarships and Bursaries** (affiliation, employment, union, community, financial institutes etc...)
- **5. SD 36 Awards and Trades (SSA)**




Where to access information

□ EPS

- Career Centre and bulletin board in caf
- Counsellors
- Post-Secondary Info Sessions

□ Online

- <http://scholarshipselgin.weebly.com>
- Scholarship Websites ie. Scholarships Canada/ Student Awards – free searches
- Independent Businesses, Associations, Clubs etc.



□ **Individual**

- Research personal involvement/ family links
- Sign up on scholarship websites

□ **Post-Secondary**

- websites -scholarship or financial aid links



Scholarship Tips

- **Create a scholarship binder/ file & calendar** to organize & keep track of your documents
- **Keep up-to-date**– check deadlines, research availability & suitability and plan ahead
- **Update your resume!** - work & volunteer experiences, certificates, qualifications
- **Have reference letters ready,** at least one from school and one from a community member
 - People who respect you & know you well who are happy to “sing your praises”
 - Provide a Profile Sheet or Resume for letters of reference and be sure to give the writer plenty of notice.
- **Keep your academics in good standing**
- **Be involved and stay involved** – community service



Scholarship Tips cont.

- **Follow the instructions** and eligibility carefully.
- **Proofread** and make sure someone else reviews the application also.
- **APPLY, APPLY, APPLY** for several scholarships!



IN REVIEW...

Who is eligible? – Everyone

What is available? Thousands of \$\$\$

Where to look? – EPS Careers & Counselling,
Scholarship Websites, Post-Secondary Institutes,
Affiliations

When to apply?- Get Started Now!

How to prepare & apply- have all documents up-to-date & ready to go; reference letters, transcripts, personal statements/ profiles, resumes

Why? – Post-secondary education is expensive




School Graduation Events

- School Grad Events collaboratively planned by School and Grad Council
- Grad Agreement Letter
 - Must complete to participate
- Non-School Grad Events
 - Camping, S-Trips
- Guests ? (Born 1999-2001 only)

School Graduation Events cont'd

- Horror Bowl October 30th
- Snowball December 7th
- Commencement June 5th
- Grad June 14th
 - Red Carpet Walk 4pm
 - Dinner & Dance 6:30 – Tsawwassen Springs





QUESTION PERIOD

